

## PRODUCT FEATURES

- Selectable Color Temperature (2700K / 3000K / 4000K / 6000K)
- Linkable together with FLX series
- Virtually no heat emission and no UV radiation
- Available in white, black, Bronze, Silver
- With constant voltage DC 24V driver
- Dimmable with available accessories
- Slim puck light
- Swivel and tilts up to  $\pm 20^\circ$

## PRODUCT SPECIFICATIONS

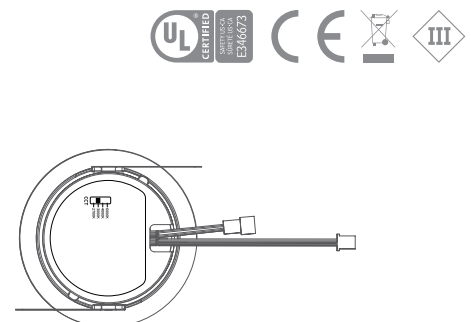
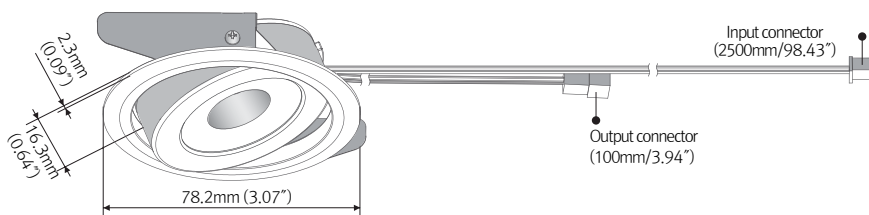
Power Input	24VDC Constant Voltage Feelux or Class 2 Drivers
Color Rendering Index	Ra>90
Available CCTs	2700K, 3000K, 4000K, 6000K
Energy Efficiency	84 lm/W (4000K)
Operating Temperature Ranges	0-45°C (32-113°F)
Dimming with Feelux Interface	PWM/0-10V/DALI/PHASE/DMX512/WIRELESS
Material	Aluminum
Beam Angle	25°, 45°, 60°
Lamp Life	50,000hr / 70%
Warranty	3 year
Product is approved for Closet / Storage space installation per NEC410.16 (A) (3) and NEC410.16 (C)(5) per NRTL certification	

## SPECIFICATION

Model Name	Color	Power Input	Lamp Power	Luminous Flux	Luminous Efficacy	Color Rendering Index	CCT	Beam Angle	Operating Temperature
DVS4A 4SW-24V-SW-WT	White Black Silver Gold	DC 24V	4.2 W	310.8 lm	74 lm/w	Ra > 90	2700K	25°, 45°, 60°	0 ~ 45°C
			4.2 W	321.7 lm	76.6 lm/w		3000K		
			4.2 W	352.8 lm	84 lm/w		4000K		
			4.2 W	361.6 lm	86.1 lm/w		6000K		

## DIMENSION

\* Type A (Linkable)



## CCT

2700K



3000K



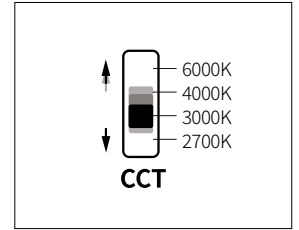
4000K



6000K

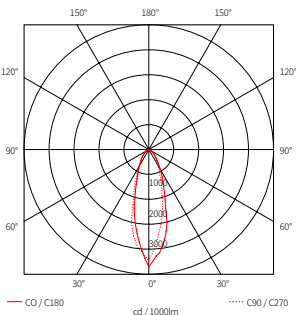


CCT Switch

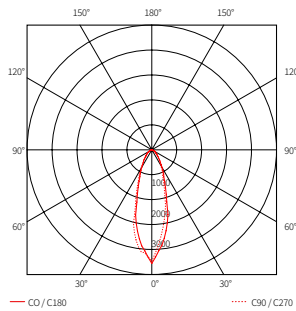


## BEAM SPREADS

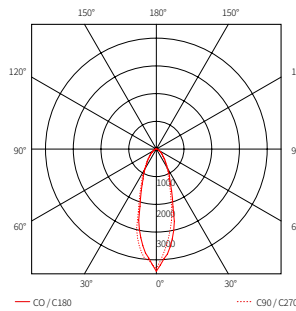
DVS4A 4SW-24V-SW-WT-25  
(27K)



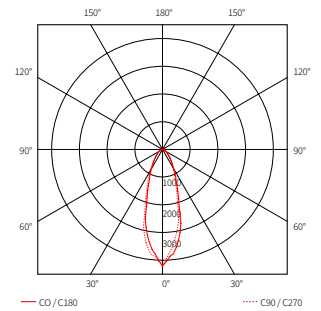
DVS4A 4SW-24V-SW-WT-25  
(30K)



DVS4A 4SW-24V-SW-WT-25  
(40K)

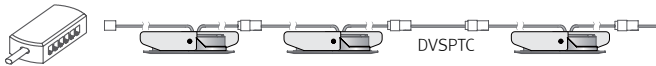


DVS4A 4SW-24V-SW-WT-25  
(60K)



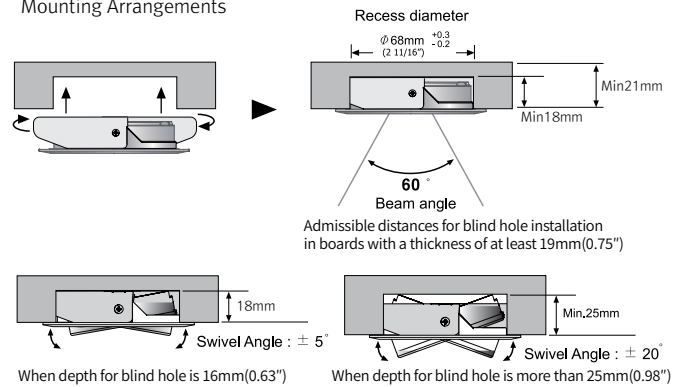
## INSTALLATION

Linkable between FLX Spot DVS Swivel & FLX Spot DVS Swivel



※ Max. wattage in one lighting row is : 30W (7ea)

Mounting Arrangements




## VARIOUS OPTIONS




Swivels and tilts 20°

## COMPONENTS



### FLX Spot DVS Swivel

- \_\_DVS4A 4SW-24V-SW-WT
- \_\_DVS4A 4SW-24V-SW-BK
- \_\_DVS4A 4SW-24V-SW-GD
- \_\_DVS4A 4SW-24V-SW-SV



### 12 Port Hub

- \_\_12Way distributor
- Included with Cord and Plug drivers.
- Order separately for 3rd Party Drivers



### Dimming Interface

- \_\_FDA-L2MO
- (0-10V/1-10V, DMX512)
- Max. 200W (100W/CH, 2CH)
- \_\_FDA-L5M (DMX512)
- Max. 200W (50W/CH, 5CH)



### Extension cable

- \_\_DVSPTC (2,500mm/98.43")



### LED Drivers

- \_\_FLC30-24V/T (30W)
- \_\_FLC75-24V/T (75W)
- with distributor and powercord (1,800mm)



### Dimming Interface (Dail)

- \_\_FDD-L1DA
- Max. 200W (100W/CH, 1CH)



### Connecting cable

- \_\_NDVDVSPTC (1,000mm/39.37")



### LED Driver

- \_\_FLC200-24V/T (200W)
- with 12way distributor



### Dimming Interface (Zigbee)

- \_\_FDD-L2Z



### Connecting cable

- \_\_NDPDVSPTC (1,000mm/39.37")




### Dimming Interface (0-10V/1-10V)

- \_\_FDC-L10 (Max. 100W)



### Dimming Interface (CASAMBI, Bluetooth)

- \_\_FDD-L2B(Max, 200W)



### Connecting cable

- \_\_NDVPC (2,500mm/98.43")




### Dimming Interface (0-10V/1-10V)

- \_\_FDD-L20



### Wireless Control (Zigbee Switch)

- \_\_FSM-Z1



### Connecting cable

- \_\_NDPPC (2,500mm/98.43")